

STRADA® ANTICO®

PAVER / 70MM /  

UNITS



JUMBO

10.28" x 13.78" x 2.75"
261mm x 350mm x 70mm
Units/bundle: 72
Units/section: 24



LARGE

8.19" x 6.88" x 2.75"
208mm x 175mm x 70mm
Units/bundle: 200
Units/section: 40



MEDIUM

6.14" x 6.88" x 2.75"
156mm x 175mm x 70mm
Units/bundle: 280
Units/section: 40



SMALL

4.13" x 6.88" x 2.75"
103mm x 175mm x 70mm
Units/bundle: 384
Units/section: 64

BUNDLE SPECIFICATIONS

IMPERIAL

METRIC

Coverage	72 ft ²	6.6 m ²
Weight	2227 lbs	1010.13 kg
Sections	3	
Coverage per section	24 ft ²	2.2 m ²
Lineal	61.68 ft / 82.68 ft	18.8 m / 25.2 m
Lineal per section	20.56 ft / 27.56 ft	6.27 m / 8.4 m
Coverage per unit	1 ft ²	0.093 / m ²
Units per ft ² / m ²	1	10.91

Coverage	80 ft ²	7.43 m ²
Weight	2474 lbs	1122.37 kg
Sections	5	
Coverage per section	16 ft ²	1.49 m ²
Lineal	115 ft / 136.5 ft	35.05 m / 41.6 m
Lineal per section	23 ft / 27.3 ft	7.01 m / 8.32 m
Coverage per unit	0.4 ft ²	0.037 m ²
Units per ft ² / m ²	2.5	26.92

Coverage	84 ft ²	7.8 m ²
Weight	2598 lbs	1178.49 kg
Sections	7	
Coverage per section	12 ft ²	1.11 m ²
Lineal	147 ft / 160.5 ft	44.8 m / 48.9 m
Lineal per section	21 ft / 22.93 ft	6.4 m / 6.99 m
Coverage per unit	0.3 ft ²	0.028 m ²
Units per ft ² / m ²	3.33	35.9

Coverage	78 ft ²	7.24 m ²
Weight	2413 lbs	1094.31 kg
Sections	6	
Coverage per section	13 ft ²	1.21 m ²
Lineal	129.75 ft / 220.16 ft	39.55 m / 67.2 m
Lineal per section	21.63 ft / 36.69 ft	6.59 m / 11.18 m
Coverage per unit	0.2 ft ²	0.019 / m ²
Units per ft ² / m ²	4.9	53.04



NOTES

- // For pedestrian and/or vehicular use
- // Multiple size paver with tumbled surface and edge treatment
- // Provides old world rustic charm
- // Each size is sold and packaged separately

BUNDLE OVERVIEW

JUMBO



MEDIUM



LARGE



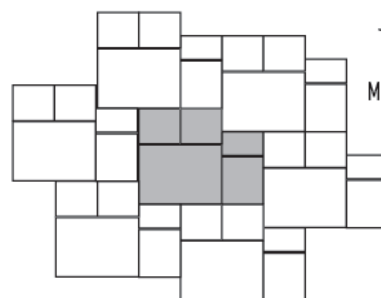
SMALL



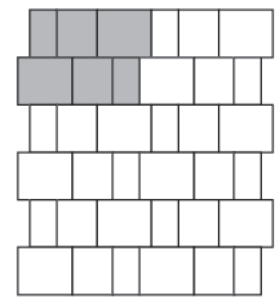
COLOURS

- Beige Mix
- Grey Mix

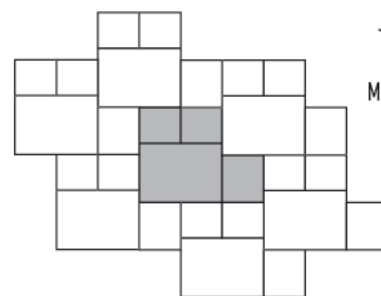
PATTERNS



- Jumbo - 46%
- Large - 18%
- Medium - 27%
- Small - 9%



- Large - 44%
- Medium - 33%
- Small - 23%



- Jumbo - 50%
- Large - 20%
- Medium - 30%