

STANDARD™ & DOUBLE STANDARD™


PAVER / 60MM /  



UNIT



STANDARD 4X8
 3.93" x 7.87" x 2.36"
 100mm x 200mm x 60mm
 Units/bundle: Full 477 / Half 18
 Units/section: Full 81 / Half 18 (1 section only)



DOUBLE STANDARD 8X8
 7.87" x 7.87" x 2.36"
 200mm x 200mm x 60mm
 Units/bundle: 216
 Units/section: 36

BUNDLE SPECIFICATIONS

IMPERIAL

METRIC

Coverage	106 ft ²	9.85 m ²
Weight	2862 lbs	1298.18 kg
Sections	6	
Coverage per section	18 ft ²	1.65 m ²
Lineal coverage	156.2 ft / 312.8 ft	47.7 m / 95.4 m
Lineal coverage per section	26 ft / 52.1 ft	7.95 m / 15.9 m
Coverage per unit	0.22 ft ²	0.02 m ²
Units per ft ² / m ²	4.59	49.34

Coverage	94 ft ²	8.73 m ²
Weight	2538 lbs	1151.22 kg
Sections	6	
Coverage per section	16 ft ²	1.46 m ²
Lineal coverage	144 ft	43.89 m
Lineal coverage per section	24 ft	7.32 m
Coverage per unit	0.44 ft ²	0.04 m ²
Units per ft ² / m ²	2.3	24.74

NOTES



- // For pedestrian and/or vehicular use
- // Smooth surface with subtle edges
- // Packaged and sold separately

COLOURS

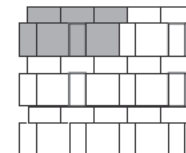
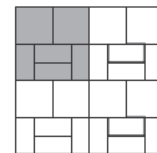
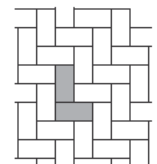
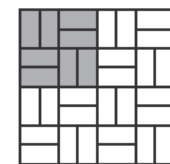
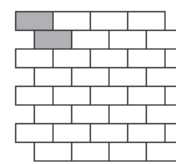
Buff Mix*	Red
Buff-Brown Mix*	Red Mix
Charcoal	Rustic Buff*
Grey	Salmon*
Grey Mix	Salmon Mix

*Not available in 8x8

BUNDLE OVERVIEW



PATTERNS



4x8 - 50%
 8x8 - 50%

4x8 - 56%
 8x8 - 44%